

STRATEGY SUMMARY

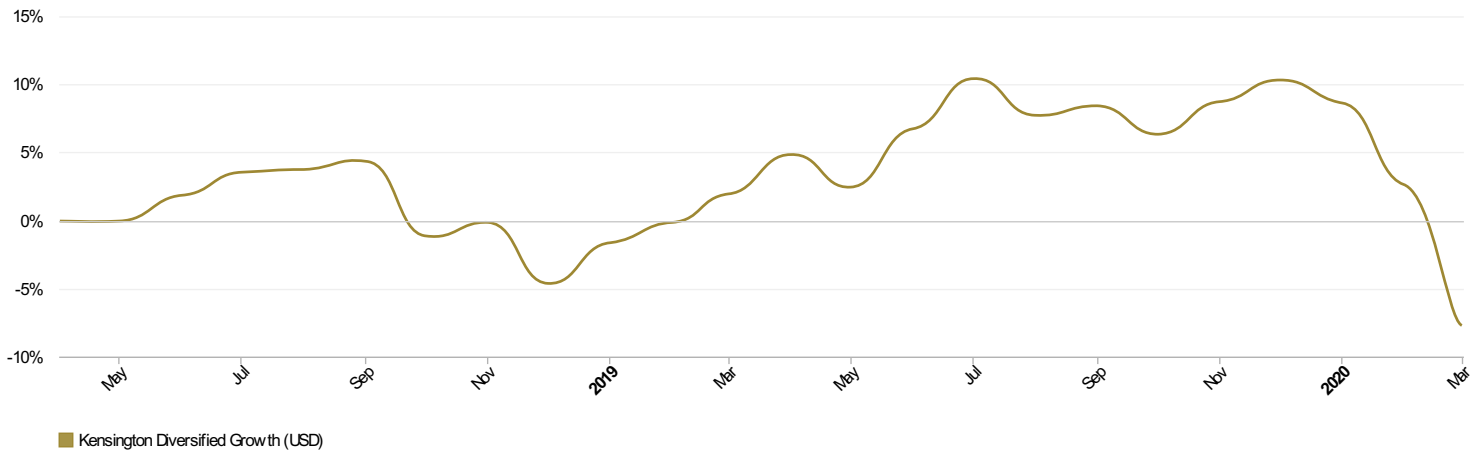
The sub-fund invests directly or indirectly in equities, fixed income securities, property and commodities, money market instruments and equity-related securities. Up to 80% of its assets may be directly invested in equities and equity-related securities and up to 80% may be indirectly invested via UCITS and/or open-ended AIFs for exposure to commodities such as oil, gas, gold and precious metals.

The sub-fund may also gain indirect exposure to property through investment in the securities of Real Estate Investment Trusts (REITs). The sub-fund may hold cash.

INVESTOR PROFILE

The sub-fund is suitable for retail and institutional investors seeking a medium to long term investment with a medium to high tolerance for volatility.

CUMULATIVE MONTHLY RETURNS



GENERAL INFORMATION

Company Name	Kensington Fund Partners
Minimum Investment	1,000 USD
Liquidity	Daily
Annual Management Fee	1.5%
Highwater Mark	No
Total Fund Size (Million)	GBP 27.524
Domicile	Ireland
ISIN	IE00BD71CJ96
Management Company	MDO Management Company S.A
Investment Manager(s)	- Marlborough Investment Mgmt. Ltd. - Schroder Investment Mgmt. Ltd. - Rathbone Unit Trust Mgmt. Ltd.

TOP HOLDINGS

FINDLAY PARK AMERICAN F-GBP	5.03%
GLG Japan CoreAlpha Equity	4.42%
Loomis Sayles U.S. Equity Leaders Fund	3.46%
iShares Core S&P 500 UCITS ETF	3.29%
Vanguard S&P 500 UCITS ETF	3.27%
Heptagon Yacktman US Equity Fund	3.22%
JPM US Equity Income-C-Acc	3.20%
SCHRODER ISF-GL GOLD-C A USD	3.14%
JPM US Equity Income-C-Acc	2.55%
Invesco Euro Equity Fund	2.51%

MONTHLY MARKET INFORMATION

- Global equity markets sank as Covid-19 sell-off grows
- Longest-ever bull market in US history ends abruptly
- UK equity market saw extreme moves in March after a tumultuous end to the quarter
- Widespread lockdowns fuel sell-off across European equity markets
- Asian equity markets weakened amid the spread of Covid-19

MONTHLY PERFORMANCE

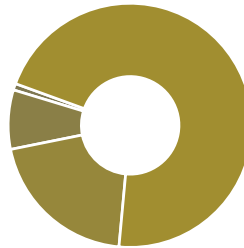
	Jan	Feb	Mar	Apr	May	Jun	Jul	Aug	Sep	Oct	Nov	Dec	Year
2020	-1.56	-5.49	-10.11										-16.37
2019	3.17	1.54	2.02	2.89	-2.31	4.21	3.46	-2.49	0.63	-1.86	2.19	1.50	15.69
2018					0.00	1.84	1.65	0.24	0.56	-5.29	1.00	-4.45	-4.62

SECTOR ALLOCATION




Funds	71.05%
Cash	7.86%
Consumer Goods	6.40%
Financials	5.78%
IT & Communication	4.84%
Other Net Assets	4.07%

ASSET ALLOCATION



Fund (traditional)	70.91%
Common Stock	20.37%
Cash	7.86%
Structured Security & Others	0.86%

CURRENCY ALLOCATION



GBP	62.58%	USD	27.95%
EUR	5.46%	Others	4.01%

DISCLAIMER

This document does not constitute an offer to anyone, or a solicitation by anyone, to subscribe for shares of KENSINGTON UCITS ICAV. Nothing in this document should be construed as advice and is therefore not a recommendation to buy or sell shares. Subscriptions for shares of the Company can only be made on the basis of its latest Key Investor Information Document and Prospectus together with the latest audited annual report (and subsequent unaudited semi-annual report, if published), copies of which can be obtained, free of charge, from KENSINGTON UCITS ICAV. These documents are available in English. Investment in the Company may not be suitable for all investors. Investors with any doubts as regards suitability should contact their independent investment advisers. An investment in the Company entails risks, which are fully described in the prospectus. Kensington has expressed its own views and opinions in this document and these may change. This document is issued by Kensington UCITS ICAV an open-ended umbrella Irish collective asset-management vehicle with segregated liability between its sub-funds formed in Ireland under the Irish Collective Asset-management Vehicles Act 2015 and authorised by the Central Bank as a UCITS pursuant to the Regulations.